

# CK498400TX

## Decklyn 3pc Table Set Assembly Instructions

**HOLLY & MARTIN®**  
FUNCTION • MEETS • STYLE 

For assistance with assembly contact:

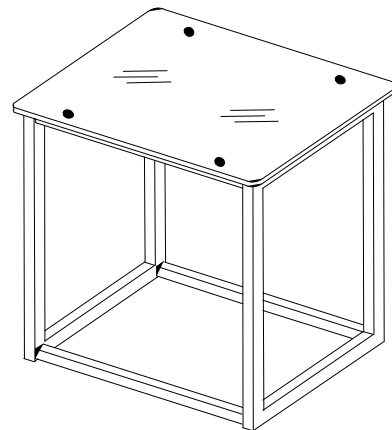
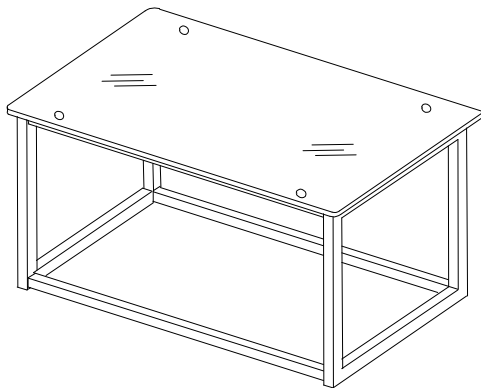
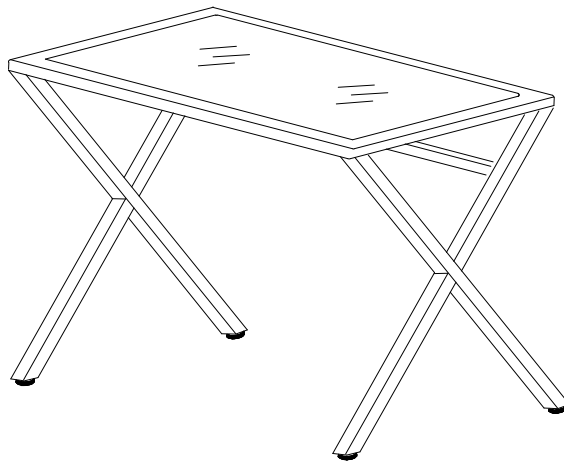
Holly & Martin®, a valued brand of SEI

Customer Service: [1-800-633-5096](tel:1-800-633-5096)

[service@hollyandmartin.com](mailto:service@hollyandmartin.com)

[www.hollyandmartin.com](http://www.hollyandmartin.com)

PO: 13876



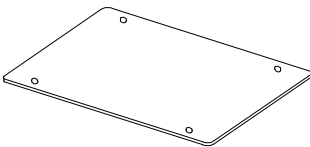
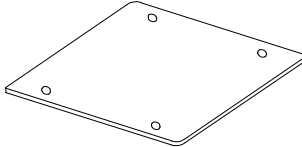
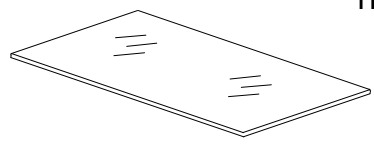
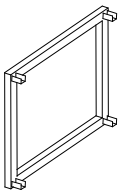
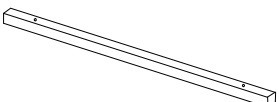
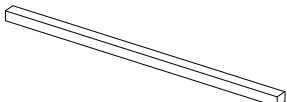
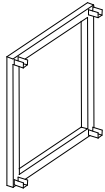
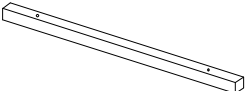
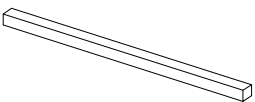
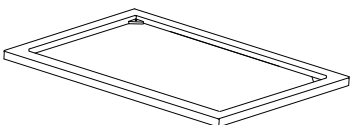
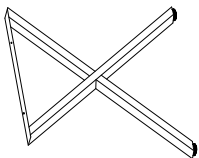
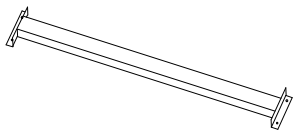
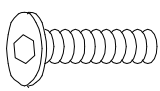



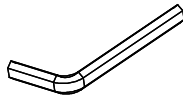
# CK498400TX

## Decklyn 3pc Table Set Parts List

Please check packaging for all parts and hardware before discarding. Unpack and lay parts on clean, padded surface like carpet or a blanket. Check that you have all the parts indicated. Call customer service if any hardware is missing.

Before beginning assembly, carefully study the diagrams below and sort your hardware according to the pictures.

Using the incorrect hardware will cause damage.

1  CKTL Table Top	1PC	2  End Table Top	1PC	3  Console Table Top	1PC
4  CKTL Table - Side Panels	2PCS	5  CKTL Table - Top Stretchers	2PCS	6  CKTL Table - Stretchers	2PCS
7  End Table - Side Panels	2PCS	8  End Table - Top Stretchers	2PCS	9  End Table - Stretchers	2PCS
10  Console - Top Frame	1PC	11  Console - Side Panels	2PCS	12  Console - Stretcher	1PC
A  Bolts 1/4"x1"	8PCS	B  Bolts 1/4"x1/2"	24PCS	C  Levelers	4PCS
D  Glass Pads	4PCS	E  Wrench	1PC		

### Care and Cleaning Instructions:

Before using, wipe with a clean, dry cloth.  
Avoid rubbing or scratching the surface with rough or abrasive objects.

For replacement parts or questions, please  
Call Customer Service at 1-800-633-5096.

# CK498400TX

## Decklyn 3pc Table Set Assembly Instructions

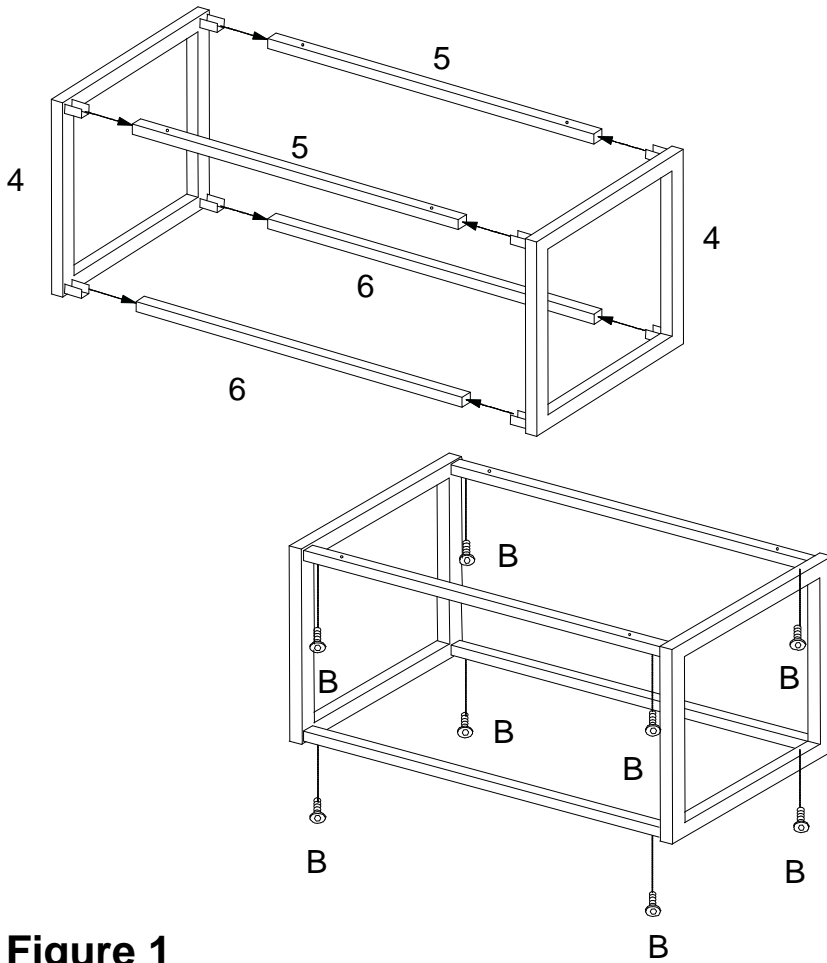


Figure 1

### Step 1:

#### COCKTAIL TABLE:

Attach Top Stretchers (5) and Stretchers (6) to Side Panels (4) using Bolts (B).

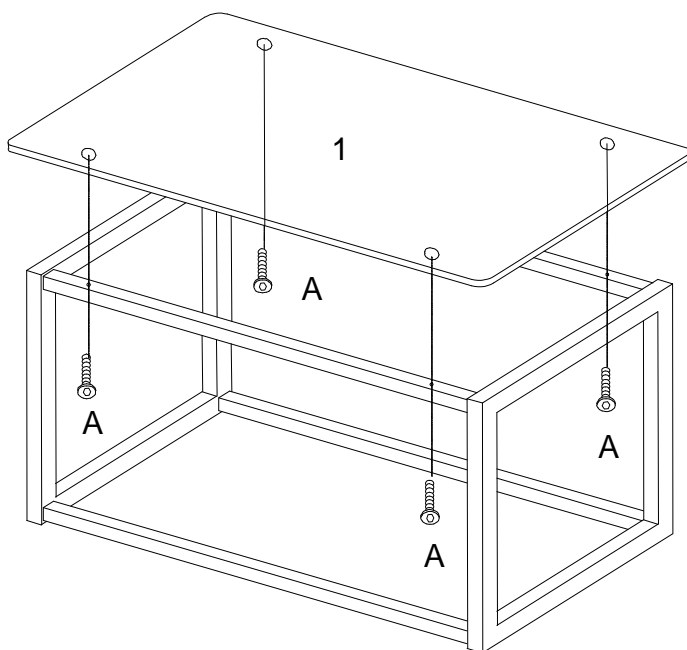
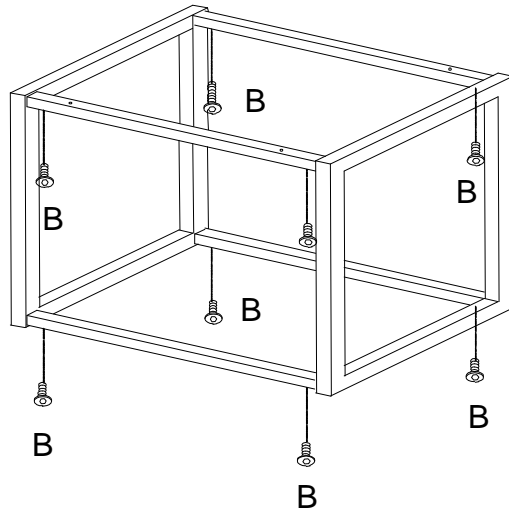
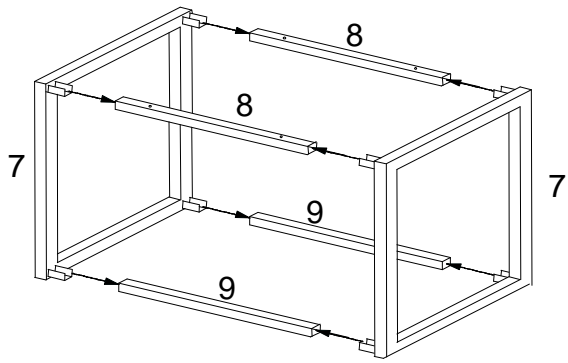


Figure 2

### Step 2:

Attach Glass Top (1) to Top Stretchers (5) using Bolts (A).

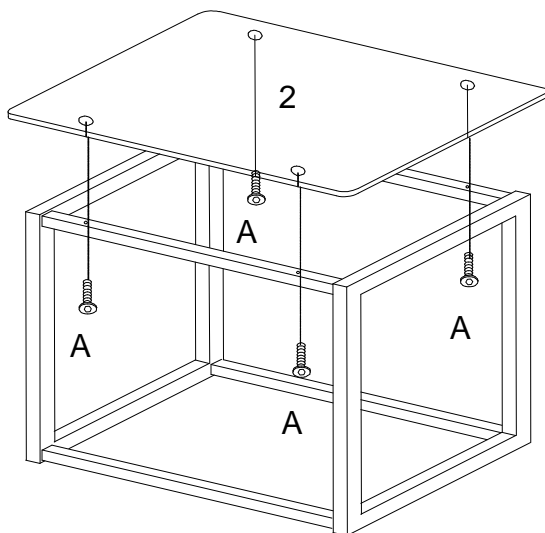


**Figure 3**

**Step 3:**

**END TABLE:**

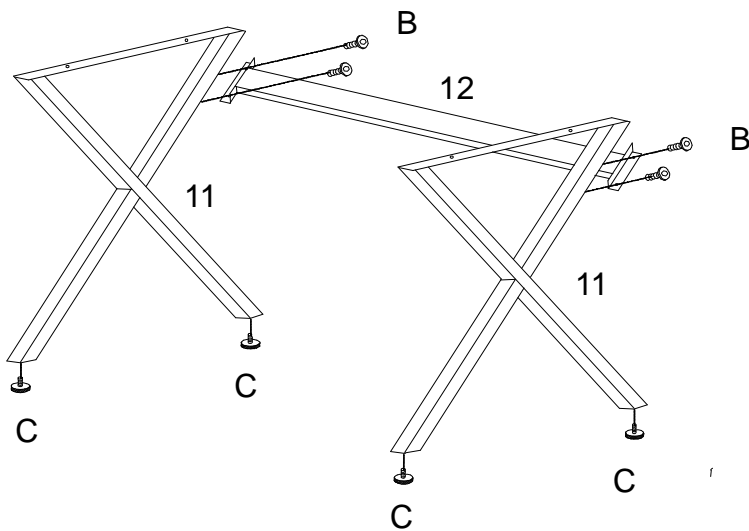
Attach Top Stretchers (8) and Stretchers (9) to Side Panels (7) using Bolts (B).



**Figure 4**

**Step 4:**

Attach Glass Top (2) to Top Stretchers (8) using Bolts (A).



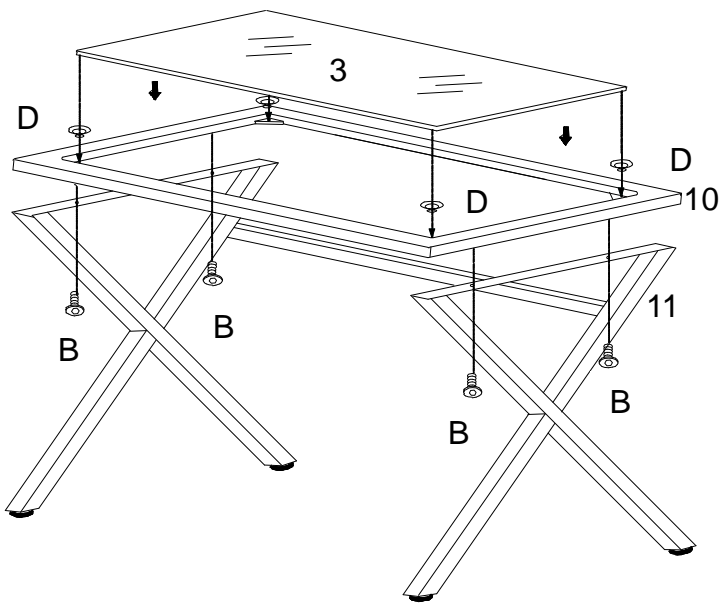
**Figure 5**

**Step 5:**

**CONSOLE TABLE:**

Attach Stretcher (12) to Side Panels (11) using Bolts (B).

Attach Levelers (C) to Side Panels (11).



**Figure 6**

**Step 6:**

Attach Top Frame (10) to Side Panels (11) using Bolts (B).

Put Glass Pads (D) to Top Frame (10) and then place Glass Top (3).

Your Decklyn 3pc Table Set assembly is now complete.

# Parts Replacement Form

## Customer Information

Name \_\_\_\_\_

Address \_\_\_\_\_

City/State/Zip Code \_\_\_\_\_

Phone Number \_\_\_\_\_

Please indicate where you purchased this item: Store/Website/Catalog  
\_\_\_\_\_

Please indicate color/size/style number:  
\_\_\_\_\_

Style No	Parts Letter	Parts Description	Quantity Needed
_____	_____	_____	_____
_____	_____	_____	_____
_____	_____	_____	_____

Please immediately examine this product carefully. Any request for missing parts or damage replacement must be received within 90 days of your receipt of the product. Replacement, if available, will be honored within this time frame. Parts will not be available for items arriving fully assembled. We do not recommend modifying product(s) and we are not responsible for any damages due to product modification(s). If damages or missing parts are not reported within 90 days of your receipt, we are under no obligation to provide parts or replacement merchandise.

Please contact Southern Enterprises at 800-633-5096 or in Dallas 972-869-0111/ 9am – 4pm Mon-Fri Central time if you have product issues or email us at [service@seidal.com](mailto:service@seidal.com). Please ask for customer service representative for issues involving damages or replacement parts. Please ask for technical assistance representative for any issues with product and assembly/construction.

Please contact the retailer that you purchased from for returns.



Holly & Martin® a valued brand of SEI  
Customer Service [1-800-633-5096](tel:1-800-633-5096)  
[service@hollyandmartin.com](mailto:service@hollyandmartin.com)  
[www.hollyandmartin.com](http://www.hollyandmartin.com)